

Childrens Anaesthesia The News 2022 Dr John Elton January 12th 2022



Content

- Childhood Obesity (2)
- Psychological Preparation
- Preoperative assessment
- Green Paediatric Anaesthesia
- Guidelines for Paediatric Anaesthesia GPAS 2021
- Perioperative care guidelines- CPOC
- Childhood Death
- “Your Little Sleep”
- Critical Incident Simulation
- PATRN –Trainee led Research
- Immunisation and surgery
- Tonsillectomy guideline



Greener Anaesthesia and Sustainability Project

WWW.gaspanaesthesia.com


“Children are the least responsible for the anthropological causes of climate change, yet they are facing the greatest impact as approximately 90% of the burden of disease attributable to climate change is borne by Children under five.

UNICEF 2021



Preoperative assessment

- New emphasis this year – MDT clinical cooperation.
- GPAS 10:2_7 (2021), RCPCH
- OPTIMISATION-Key issues
- Asthma, Anaemia, Obesity, Oral health, Diabetes, Learning Difficulties and Autism



Child Psychological Preparation

- Multiple methods –Covid increases the need for anxiolysis
- Recognised by GPAS/RCoA
- “Little Journey”- award winning app
- “Your Little Sleep” – 48 page Irish book,



My operation and coronavirus

Sometimes, if you are poorly, you might need to come to hospital for an operation to make you better. You might have been to hospitals for operations before or this might be your first time.



The [Centre for Perioperative Care](#) (CPOC) has today published a new [Paediatric FAQ](#) aiming to address the concerns that young patients may have about going to hospital during the COVID-19 pandemic and what to expect before and during their visit to hospital.

The series of FAQs take patients through the steps they may experience before, during and after hospital. This includes what hospitals are doing to protect patients, lifestyle changes patients can make, questions to ask the hospital and how recovery will work.

This fantastic piece of guidance will help explain the journey and strange experience young people may have at hospital with doctors and nurses dressed in full PEE and why they have to wash their hands constantly throughout their visit.

Find out more on the [guidance page](#).



APAGBI Guidance



Home » [guidance immunisation and surgery](#)

Guidance on immunisation and surgery

APAGBI best practice guidance on immunisation and surgery

[Click here for guidance statement](#)

Association of Paediatric Anaesthetists
of Great Britain and Ireland
21 Portland Place
London

Tel: +44 (0)20 7631 8887
Fax: +44 (0)20 7632 4352
Email: apagbiadministration@anaesthetists.org



Critical Incident Simulation

- Increased emphasis on MDT training for emergencies (GPAS)
- Apricot study 2017 highlighted dangers of unfamiliarity and lack of senior input
- Anaesthesia News Issue 409 -UCLH
- Coventry has new course – Ask Dr M Sharma



PATRN – Trainee led research

- Research is not easy and the need is great
- APAGBI led organisation
- Success – Unplanned admission (PAPAYA) 2017 (26k cases)
- Childhood Obesity (PEACHY)
- 2019 (4.5K)
- PATRN at patrn@apagbi.org.uk




Guidelines for Paediatric Anaesthesia GPAS 2021

- Chapter 10
- 9 Headings
- **Areas for future development**
- The following areas are suggested for further research!
- Preassessment services for children
- Quality improvement in paediatric services.
- Newer monitoring techniques, such as processed EEG monitors used during TIVA.



Tonsil Guidelines



Review Article [Open Access](#)    


PROSPECT guideline for tonsillectomy: systematic review and procedure-specific postoperative pain management recommendations

N. Aldamkuji, A. Burgess, E. Pogatzki-Zahn, J. Raeder, H. Beloel  on behalf of ... [See all authors](#) 

First published: 17 November 2020 | <https://doi.org/10.1111/anae.15299> | Citations: 1

 SECTIONS

 PDF  TOOLS  SHARE



Paediatric Trauma in London

- 9/11/2021 BMJ Paediatrics Open and BAPS
- 665 episodes of team activation in three months. Median age 9 with the under fives being 71% head trauma at home. But adolescents had 43% street trauma and 20% penetrating trauma. Police involved in 23% of adolescent trauma



Childhood Obesity

- California – median weight in under 16 year olds increases by 2.3 kg during the first pandemic year
- Peachy study 2019 show difficult mask ventilation and higher incidence of tonsillectomy in obese children



NSPCC Deaths

Statistics briefing: child deaths due to abuse or neglect

This briefing looks at what data and statistics are available about child deaths due to abuse or neglect.

December 2021

Introduction

This briefing introduces the data available about child deaths due to abuse or neglect. Data is collected on: child homicides; child deaths where the cause of death was assault, neglect or unexplained; and child deaths which result in a case review. Statistics can help professionals, and the organisations they work for, make evidence based decisions about child protection.

What does the data tell us?

- In the last five years there was an average of 58 child deaths by assault or undetermined intent a year in the UK.
- On average, at least one child is killed a week in the UK.
- Children under the age of one are the most likely age group to be killed by another person, followed by 15- to 24-year-olds.
- Child homicides are most commonly caused by the child's parent or step-parent.
- There are a number of different sources of data on child deaths, which all provide different insights into the number of deaths by abuse or neglect.

NSPCC
Learning



[nspcc.org.uk/learning](https://www.nspcc.org.uk/learning)
0116 234 7246




learning@nspcc.org.uk
[@NSPCCLearning](https://www.instagram.com/nspcclearning)

© NSPCC 2021. Registered charity England and Wales 1044414, Scotland 50307117, Jersey 10491.



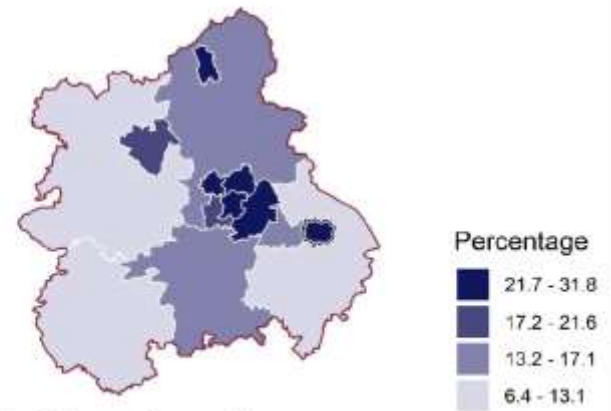
Child Public Health




| Indicator | 2016 | 2017 | 2018 |
|---|------------|-------|-------|
| Children living in poverty aged under 16 years (2016) | 21.8% | 20.3% | 17.0% |
| Life expectancy at birth (2015-2017) | Boys 78.3 | 78.8 | 79.6 |
| | Girls 82.4 | 82.7 | 83.1 |

Children living in poverty

Map of the West Midlands, with Coventry outlined, showing the relative levels of children living in poverty.



Map contains Ordnance Survey data.



- Thank you.
- Questions?
- Next presentation, Please

